

MEF

ELECTRO-PERMANENT
MAGNETIC MODULES
FOR WIRE EDM



CONTROLLER WITH ADJUSTABLE MAGNETIZATION POWER
IMMEDIATE WORKPIECE LOADING AND UNLOADING
EASY TO INSTALL AND USER-FRIENDLY
COMPLETELY MAINTENANCE-FREE
NO POWER CONSUMPTION
PERFECT ANCHORING

THE CUTTING-EDGE EPM TECHNOLOGY

By exploiting the innovative electro-permanent technology, the stainless steel magnetic module MEF needs no power supply to clamp the workpiece during its machining, as it has to be connected to the control unit only for the MAG and DEMAG cycle.

FASTENING SYSTEM TO THE MACHINE TOOL

By means of the positioning holes situated on the two shorter sides of the module, it is possible to fasten the same to the specially designed grid of wire electrical discharge machines.

STAINLESS STEEL FRAME

Being constantly in contact with air and chemical fluids, this magnetic module is made of stainless steel so as to prevent it from oxidation in the short run and consequently from expensive cleaning operations.

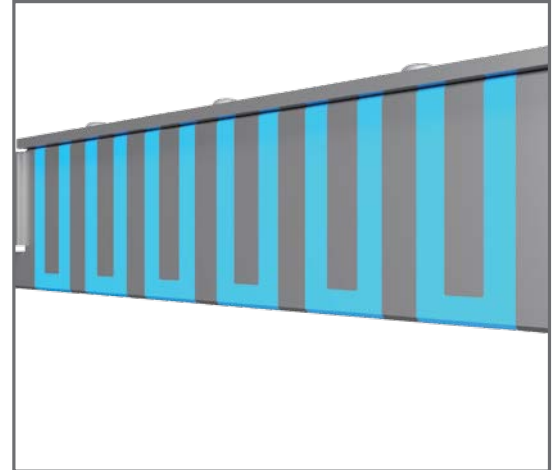


INNOVATIVE POLE PITCH

The “fine” and “active” pole pitch represents the great innovation of this system, enabling to clamp even very small workpieces (up to 20x20mm) while maintaining the required magnetic force for the respective machining.

CONTROLLER WITH POWER ADJUSTMENT AND COMPLETE DEMAG CYCLE

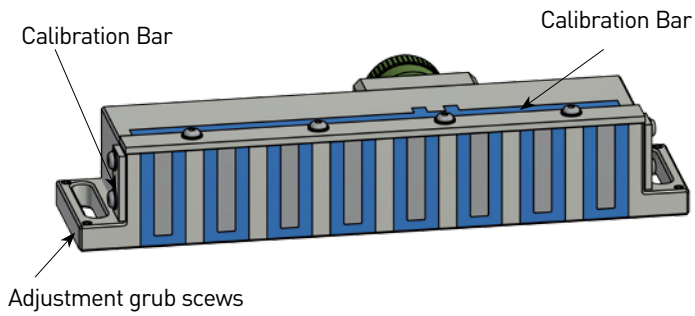
The **MEFBOX** controller allows a magnetization power adjustment on 8 levels for a better workpiece positioning and alignment prior to its machining at the maximum magnetization power.

The DEMAG cycle has been designed to guarantee a complete demagnetization, thus removing the residual magnetism from the already machined workpiece surface.

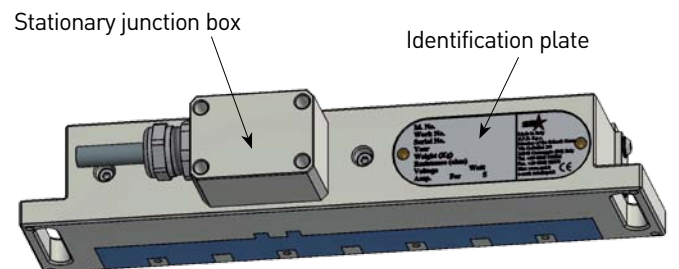
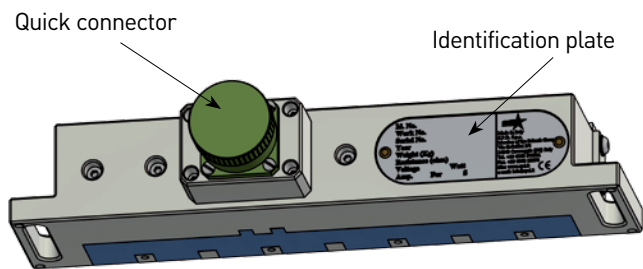
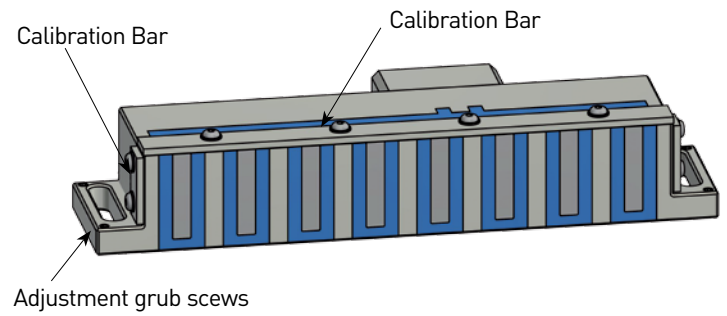


ARTICLE ID
HU10.221

MEF-Q COMPONENTS

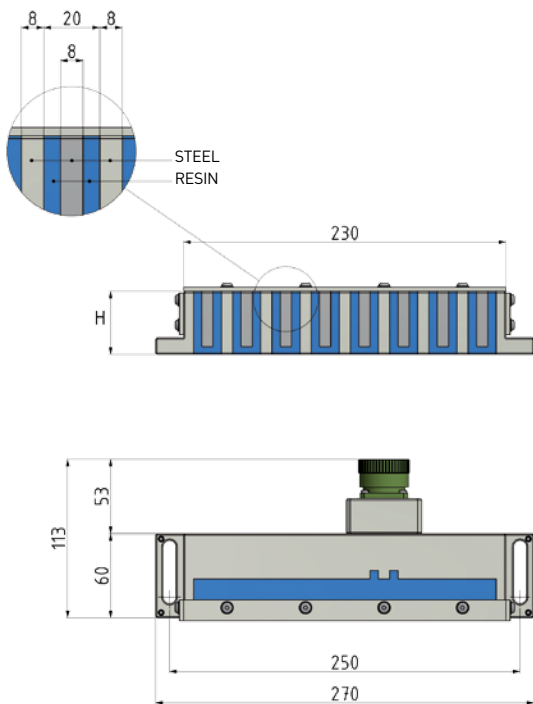



MEF-F COMPONENTS

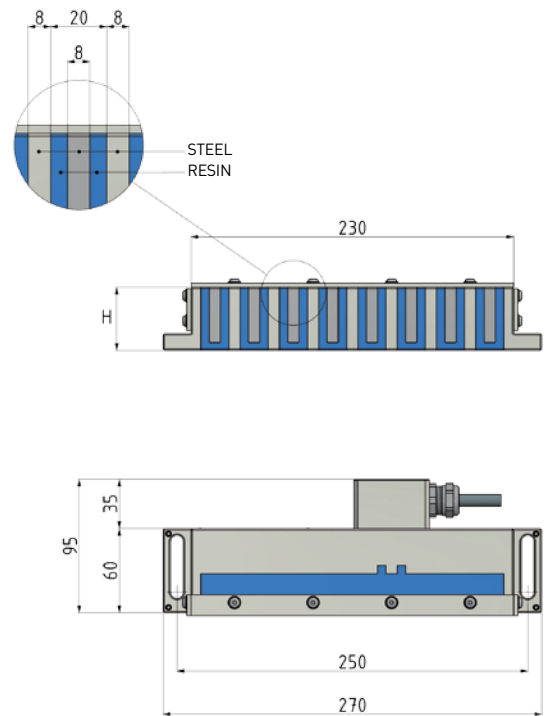


1. CONNECTOR PLACED ON THE REAR SIDE THUS ENSURING THE OPERATOR MAXIMUM WORKING COMFORT
2. STATIONARY OR REMOVABLE CONNECTION ACCORDING TO THE CUSTOMER'S NEEDS
3. FASTENING CENTER DISTANCE OF 250MM
4. MEASURING ROD FACILITATING THE PIECE POSITIONING
5. GRUB SCREWS FOR THE POSITION ADJUSTMENT DURING THE PIECE ALIGNMENT

INSTALLATION WITH CONNECTOR ON THE CHUCK



INSTALLATION WITH GABLE GLAND ON THE CHUCK



DIMENSIONS

TYPE	Weight (Kg)	H (mm)
MEF90 - F	10	90
MEF45 - F	6	45
MEF90 - Q	10	90
MEF45 - Q	6	45

Height of 45mm for better use of tool access

Height of 90 mm for a better grip pf bigger pieces



S.P.D. S.p.A.

Via Galileo Galilei, 2/4
24043 Caravaggio (BG) ITALY
Tel. +39 0363 546 511
Fax +39 0363 52578
info@spd.it - www.spd.it

