


# SYMPLI

## THE ELECTROPERMANENT MAGNETIC SYSTEM



**DESIGNED TO QUICKEN THE MOLD CHANGE  
ON INJECTION MOLDING MACHINES**



**VERSATILITY  
UNIFORMITY  
SAFETY**

**MOLD CLAMPING IN JUST A FEW SECONDS**

The magnetic modules type **SYMPLI** feature a sturdy steel structure along with high-quality alnico and neodymium magnets on its inside.

The magnets are arranged in a chessboard pattern by alternating north and south poles, thus generating an adhesive force upon their magnetization.

The corresponding activation is carried out by means of an electronic device and is performed in less than one second.

The magnetic module remains therefore magnetized as long as required, without any further energy supply.

Hence, the magnetic force obtained with the **SYMPLI** system will remain unaltered and is proportional to the number of poles covered by the mold. Thanks to the use of square poles, it is possible to optimize the adhesive force of the mold, regardless of its size.

Finally, the **polar surface area of the SYMPLI system is averagely 30% bigger** compared to competing products.

## BEST CLAMPING

Unlike traditional clamping methods, the magnetic system **SYMPLI** generates a uniform clamping force all over the mold surface, thus avoiding any tension and deformation.

In this way, the mold preserves its mechanical features, guaranteeing at the same time a better quality and repeatability as far as the molded parts are concerned.

## VERSATILITY

The **SYMPLI** system is suitable for all kinds of injection molding machines provided with threaded holes or T-nuts, thus allowing the exploitation of the entire platen surface.

No matter their shape or size, the molds can be easily clamped without having to modify the platen, even in case of a QMC-standardization.

## UNIFORMITY

The versatility of the **SYMPLI** module results from the chessboard pattern of its magnetic structure, able to distribute the clamping force uniformly over its entire surface.

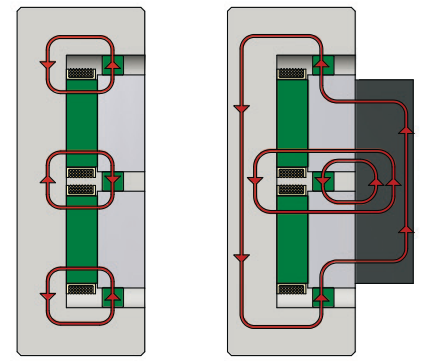
No matter the shape of the mold to be clamped, the penetration of the magnetic flux will take place without any problems, reducing to a minimum the leakage flux with a consequent enhancement in terms of clamping force.

## STURDINESS

The resistance of the magnetic surface to the pressure and wear is the result of a very accurate finishing process.

A first phase of resin coating with high mechanical resistance is followed by a second one with the application of a stainless-steel cover grid in the polar spaces.


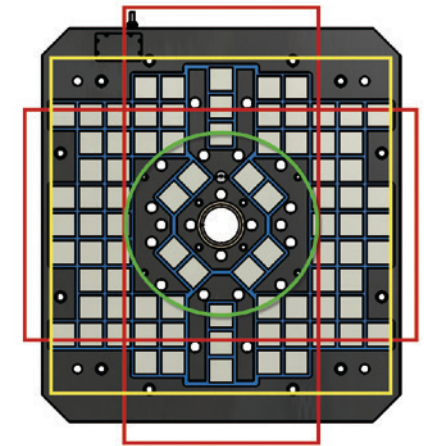
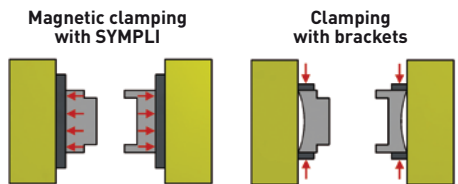
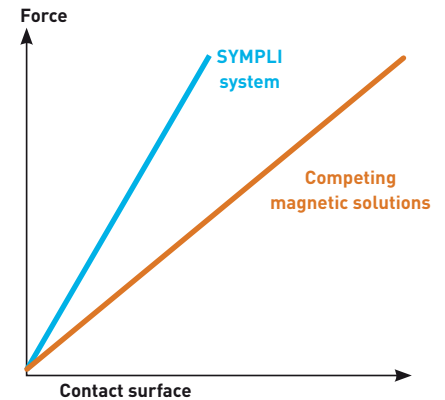
The result is a perfect mix of elasticity, robustness, impact resistance and maintenance of the magnetic system over the years.



DEMAG CYCLE

MAG CYCLE

Actual force 785 daN/pole



# QUICK AND USER-FRIENDLY

## MOLD CLAMPING IN JUST A FEW SECONDS!

The **SYMPLI** system offers the possibility of a considerably reduced mold change time as well as simplified and therefore user-friendly clamping operations.

1. Mold centering on the stationary platen with injection molding machine open.
2. Closing of the mold.
3. Activation of the **SYMPLI** system by key-switch.
4. Magnetization by pressing simultaneously the SAFE and MAG button of both stationary and movable platen.
5. Molding machine ready for operation after just a few seconds.



# ADVANCED ENGINEERING

## ACTIVE MONITORING

An inductive sensor as well as an active coil monitoring system are integrated into the magnetic module, meant to ensure maximum safety during its operation.


A mold release of more than 0.2mm occurring in the automatic

mode, for example, would immediately bring the injection molding machine to a halt.

Furthermore, the same sensors allow the system activation only if the mold has been properly positioned onto the magnetic module.

## CENTERING

Thanks to the centering system supplied as standard it is possible to position the mold very accurately and in the shortest possible time.



## ELECTRICAL JUNCTION BOX

The built-in electrical junction box ensures maximum sturdiness.

## FASTENING HOLES

The fastening holes comply with the EUROMAP /SPI/ JIS standards, thus allowing the modules to be easily fastened on the machine bed of the injection molding machine.

## THROUGH-HOLES

On customer's request, the magnetic module will be provided with through-holes on the movable side for the ejector bars.

# EVERYTHING UNDER CONTROL

## GENERAL FUNCTIONS

Activation of the remote control by key switch



Safety button      Temperature alarm      Voltage presence indicator

Armored metal button  
Enhanced LED backlighting



## INDEPENDENT CONTROL

MOVABLE PLATEN



STATIONARY PLATEN

Demagnetization      Magnetization      Mold release alarm      Mold adhesion



Electronic control unit  
model USP dim. H400xL300xP120

The electronic control unit features different safety devices to safeguard both operator and handled material. The key switch on the remote control prevents the system to be activated by unauthorized persons. Moreover, having to press the SAFE and MAG (or DEMAG) buttons simultaneously, unintentional activations or deactivations are avoided.

Another device measuring the point of saturation is meant to constantly ensure best magnetic performance.

The **SYMPLI** system features furthermore a control panel comprising all the functions and indicating the different states of the system. In case of an unexpected mold release, for example, or if the magnetic module exceeds the maximum allowed contact temperature, the control panel notifies the operator immediately by means of corresponding alarms.

Last but not least, it supplies the necessary interface signals to guarantee a perfect synergy with modern injection molding machines or with those requiring retrofitting.

**Its main advantage, however, lies in the fact that it enables the working cycle only after having detected the correct positioning and magnetization of the mold.**

### TECHNICAL FEATURES

TYPE	SYMPLI 70	SYMPLI 50
Magnetic force of each pole	785 daN	400 daN
Square pole size	70x70mm	50x50mm
Module thickness	51mm	38mm
Maximum contact temperature	130°C	130°C
Magnetic flux penetration depth	20mm	10mm
Activation field of the mould sensors	0,2mm	0,2mm
Available standard voltages	200/230/400/440/480 VAC, 50/60Hz	
Fastening and centering holes	EUROMAP/ SPI / JIS	



**S.P.D. S.p.A.**

Via Galileo Galilei, 2/4  
24043 Caravaggio (BG) ITALY  
Tel. +39 0363 546 511  
Fax +39 0363 52578  
info@spd.it - [www.spd.it](http://www.spd.it)



Organizzazione con Sistema di Gestione certificato ISO 3834

SYMPLI 10/2023